

Tel: 01767 652968

Fairytale Marquees

**8 Heath Road, Gamlingay,
Cambridgeshire, SG19 2JE**

A beginner's guide to hiring a marquee.

Fairytale Marquees
01767 652968

About us

We are a small family run business. We take pride in both our work and customer service.

We can supply quality clearspan and traditional marquees to cater for up to 800 people seated, around tables, or even more with a theatre style arrangement. Whatever event you have in mind, be it a wedding, sales promotion or a party etc a Fairytale marquee can give the event that little more pizzazz!

Here at Fairytale Marquees we understand how baffling renting a marquee can be for first time hirers. The aim of this guide is to take you through the various options step by step, hopefully answering all of your questions along the way.

If you are still left confused, then why not call or e-mail us with your questions.

Fairytale Marquees
01767 652968

What types of marquee are available?

The two most common types of marquee that are available are the Traditional style marquees and Clearspan style marquees.

- The Traditional Marquee: *The marquees with the big poles up the middle and lots of guy ropes.*

Because the guy ropes play such an essential role in holding the marquee up, these marquees can only be erected on surfaces which can have stakes hammered into it i.e. grass.



Fairytale Marquees
01767 652968

- The Clearspan Marquee: *The marquees without the big poles up the middle and no guy ropes.*

The structural strength of these marquees is in the metal framework hence there are no guy ropes at all. This marquee needs anchoring only to stop the wind from lifting it. Therefore they can either be staked down (on grass) or weighted down (on concrete).



The side walls for **both** marquees are not a structural aspect and can therefore be removed from any position or indeed window walls can be placed wherever suits.

Fairytale Marquees
01767 652968

Which style should I go for?

More or less all of the accessories (such as flooring, lining etc) are available for both types of marquee. So the choice of style is really down to preference and budget. Below is a list of pros and cons which may help you decide:

| Clearspan | Traditional |
|---|--|
| Slightly more expensive to hire than traditional (10-20%) | Slightly cheaper to hire than clearspan (10-20%) |
| Some people prefer the clean, crisp look of the clearspan | Some people prefer the 'fairytale' look of the traditional |
| It can be erected on hard standings and grass. | It can be erected on grass only |
| It is more suitable for long term hire | Not suitable for long term hires |
| The rigid framework allows for more elaborate aerial rigs to be installed. I.e. Professional lighting rigs. | The center upright poles can become a decorative feature |
| It is modular and can be extended in 10' sections | It is modular and can be extended in 20' sections |

- **Handy tip:**

In a wedding marquee scenario, accessory choices such as carpet and furniture etc, can easily be responsible for upwards of 50% of the overall hire cost.

So for instance, although the bare clearspan marquee is 10-20% more expensive, this may only increase the overall cost by 5-10%.

Now I know what style marquee I want, what can I have inside it.

So, now you have chosen which style of marquee is right for you; it is time to look at the inside.

To help you imagine what the inside of a clearspan marquee might look like so far without any accessories, there is a picture below.



(Students and bag of rubbish not included)

Some events require a marquee to be purely functional hence sometimes people hire a marquee in the form you see above.

However what you could have inside the marquee is now only limited by imagination and laws of physics. See overleaf for a list of common accessories.

Fairy Tale Marquees
01767 652968

Here is a list of common accessories, working from the floor upward:

| Item | Notes |
|----------------------------|---|
| Wooden floor | Not essential on a well-drained surface or in a scenario where budget is important. A wooden floor can help to smooth a bumpy surface and it is certainly a must if the surface is soft and there will be high heel wearers! |
| Carpet | Carpet can be laid over grass or on a wooden floor. It is a cost effective solution and the first step in adding a wow factor to the marquee interior. Standard carpet colours are restricted to Red, Green and Charcoal, however upon request we can source any colour carpet. |
| Dance floor | Dance floors are modular and come in 3'x3' squares. By rule of thumb 3 square feet should be allowed per person. So for instance a party for 100 guest would need a 300 square foot dance floor, which equates to 18'x18' (or 6x6 squares) approximately. Funky black and white, and parquet dance floors are available. |
| Tables | Foldable 3', 4', 5', 5'6", 6' circular, oval and trestle tables are all available. Table cloths are a must. |
| Chairs | First choose the frame: Gold, Silver, White, Limewash, Natural Second, choose the seat pad: 40 available seat pad colours |
| Lining | Lining is the second important step adding to the wow factor. The lining is an ivory colour silky drape that covers the marquee internally from top to bottom. |
| Lining – Swags and swathes | Swags hang around where the lining from the roof joins the lining from the walls. These are available in ivory as standard but many other colour combinations are available. Coloured |

Fairytale Marquees

01767 652968

| | |
|-----------------------|---|
| | swathes that slice through the roof lining are also available to add extra colour as well. |
| Lighting | Chandeliers and uplighters are available for the feel of extra warmth and decadence. |
| Heating | Heating is only necessary between October and April, however should it be required, we have external heaters that blow warm air into the marquee via ducts that poke through under the walling. For sustained comfort, all heaters are thermostatically controlled. |
| Professional themeing | Professional themeing is the third and final step to adding the eye-popping wow factor. We have a range of contacts that specialise in themeing marquee interiors. They are able to provide colour wash lighting, Star cloth linings, props, PA and much, much more. |

FairyTale Marquees
01767 652968

Gallery of examples



40'x70' Clearspan marquee with Ivory lining covered with 5' sections of fairy lights.
Pale blue carpet and red colour wash lighting on the far wall.
Gold banquet chairs with blue pad have been used.



30'x50' Traditional marquee with Ivory lining.
Carcoal carpet with white plastic bistro chairs.

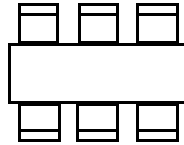


40'x80' Traditional marquee with Ivory lining.
Custom white carpet with banquet chairs covered in white covers and blue bows.

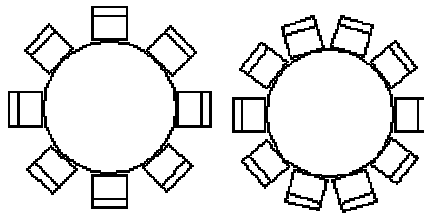
Fairytale Marquees
01767 652968

Size Guide

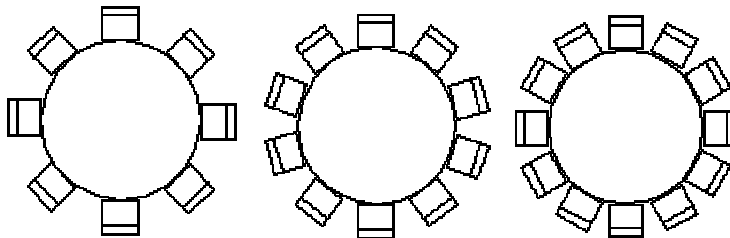
The way your guests are seated can affect their comfort but also size of the marquee you require, the images below are of the different possible table arrangements.



6' Trestle Seating 6



5' Round Seating 8. 5' Round Seating 10



6' Round Seating 8. 6' Round Seating 10. 6' Round Seating 12

As an approximate guide, each 10' x 10' area of the marquee will accommodate a 5' round table seating 8-10 guests. (or 11'x11' per 6' round table etc)

Remember to allow extra space for dance floors, disco, buffet, bar, reception area etc (approximately 10ft x 20ft = 3Mx6M per bar, buffet and entertainment)

Fairytale Marquees
01767 652968